



PL Capital
PRABHUDAS LILLADHER

WEALTH
MANAGEMENT

Mutual Fund

Performance Analysis

February 2025

Summary of Equity MF Performance January 2025

For the month ended January 2025, monthly returns of Nifty 50 TRI, Nifty Midcap 150 TRI & Nifty Small Cap 250 TRI were -0.45%, -6.09% & -10.69% respectively.

Out of the 291 open-ended equity diversified funds for a 1-month returns metric, about 26.12% of the funds were able to outperform their respective benchmarks over the past one month, ended January 31st, 2025. In the previous month, 60.82% of the schemes were able to beat their benchmarks.

For the 1-year ended January 2025, returns of Nifty 50 TRI, Nifty Mid Cap 150 TRI & Nifty Small Cap 250 TRI returns were 9.58%, 11.60 & 5.89%, respectively.

Out of the 276 open-ended equity diversified funds for a 1-year returns metric, about 70.29% of the funds were able to outperform their respective benchmarks over the past one year, ended January 31st, 2025. In the previous month for a 1-year return metric, 71.27% of the schemes were able to beat their benchmarks.

Investors are advised to stick to their SIP investments and keep a long-term focus. SIPs over the past 3-years have yielded a return more than 15% p.a. on an average for the top quartile equity funds.

Top Mutual Funds: 1 Month Returns

Category/Scheme Name	AUM (INR cr)	1-Mth (%)	Primary Fund Manager
LARGE CAP			
UTI Large Cap Fund-Reg(G)	12,616.62	-0.73	Karthikraj Lakshmanan
ICICI Pru Bluechip Fund(G)	63,264.30	-1.22	Anish Tawakley
Mahindra Manulife Large Cap Fund-Reg(G)	588.74	-1.33	Fatema Pacha
MID CAP			
Quant Mid Cap Fund(G)	8,891.20	-3.24	Ankit Pande
SBI Magnum Midcap Fund-Reg(G)	21,818.37	-3.89	Bhavin Vitlhani
Tata Mid Cap Growth Fund-Reg(G)	4,529.49	-5.61	Satish Chandra Mishra
LARGE AND MID CAP			
ICICI Pru Large & Mid Cap Fund(G)	17,679.54	0.74	Ihab Dalwai
Quant Large & Mid Cap Fund(G)	3,658.40	-2.97	Ankit Pande
SBI Large & Midcap Fund-Reg(G)	29,267.74	-3.27	Saurabh Pant
SMALL CAP			
ICICI Pru Smallcap Fund(G)	8,257.98	-4.93	Anish Tawakley
Sundaram Small Cap Fund(G)	3,401.44	-6.91	Rohit Seksaria
Quant Small Cap Fund(G)	26,670.21	-7.29	Ankit Pande
MULTI CAP			
ICICI Pru Multicap Fund(G)	14,019.22	-2.25	Sankaran Naren
SBI Multicap Fund-Reg(G)	19,158.09	-3.47	R. Srinivasan
Quant Active Fund(G)	10,285.06	-4.39	Ankit Pande
FLEXI CAP			
Parag Parikh Flexi Cap Fund-Reg(G)	87,539.41	-0.33	Rajeev Thakkar
Tata Flexi Cap Fund-Reg(G)	2,902.18	-0.91	Amey Sathe
HDFC Flexi Cap Fund(G)	66,344.40	-2.44	Roshi Jain
FOCUSED			
SBI Focused Equity Fund-Reg(G)	34,679.54	-0.01	R. Srinivasan
UTI Focused Fund-Reg(G)	2,601.05	-0.93	Vishal Chopda
Quant Focused Fund(G)	1,075.42	-1.24	Ankit Pande
VALUE-CONTRA-DIVIDEND YIELD			
ICICI Pru Value Discovery Fund(G)	48,307.68	-0.48	Sankaran Naren
ICICI Pru Dividend Yield Equity Fund(G)	4,765.86	-0.55	Mittul Kalawadia
SBI Dividend Yield Fund-Reg(G)	9,264.08	-0.87	Rohit Shimpi
EQUITY LINKED SAVINGS SCHEMES (ELSS)			
Parag Parikh ELSS Tax Saver Fund-Reg(G)	4,506.61	-1.63	Rajeev Thakkar
ICICI Pru ELSS Tax Saver Fund(G)	13,846.63	-2.10	Mittul Kalawadia
HDFC ELSS Tax saver(G)	15,728.87	-2.26	Roshi Jain
BENCHMARK RETURNS		1-Mth (%)	
NIFTY 50 - TRI		-0.45	
NIFTY 500 - TRI		-3.47	
Nifty Midcap 150 - TRI		-6.09	
Nifty Smallcap 250 - TRI		-10.69	

Source: ACE MF, PL Research | Data as on January 31, 2025, | Only funds with AUM above ₹500 cr considered

Top Mutual Funds: 1 Year Returns

Category/Scheme Name	AUM (INR cr)	1-Yr(%)	Primary Fund Manager
LARGE CAP			
DSP Top 100 Equity Fund-Reg(G)	4,504.42	18.10	Abhishek Singh
WOC Large Cap Fund-Reg(G)	686.42	15.62	Ramesh Mantri
Canara Rob Bluechip Equity Fund-Reg(G)	14,799.00	13.97	Shridatta Bhandwalder
MID CAP			
Motilal Oswal Midcap Fund-Reg(G)	26,421.09	29.77	Niket Shah
Invesco India Midcap Fund(G)	6,149.96	22.78	Aditya Khemani
Edelweiss Mid Cap Fund-Reg(G)	8,666.49	21.92	Trideep Bhattacharya
LARGE AND MID CAP			
Motilal Oswal Large & Midcap Fund-Reg(G)	9,001.07	23.39	Ajay Khandelwal
Invesco India Large & Mid Cap Fund(G)	6,711.76	21.43	Aditya Khemani
UTI Large & Mid Cap Fund-Reg(G)	4,134.14	19.30	V. Srivatsa
SMALL CAP			
Motilal Oswal Small Cap Fund-Reg(G)	4,084.27	27.58	Ajay Khandelwal
Bandhan Small Cap Fund-Reg(G)	9,691.56	20.71	Manish Gunwani
Invesco India Smallcap Fund-Reg(G)	6,298.05	19.18	Taher Badshah
MULTI CAP			
Axis Multicap Fund-Reg(G)	7,034.33	19.87	Shreyash Devalkar
SBI Multicap Fund-Reg(G)	19,158.09	18.71	R. Srinivasan
LIC MF Multi Cap Fund-Reg(G)	1,465.07	18.55	Dikshit Mittal
FLEXI CAP			
Motilal Oswal Flexi Cap Fund-Reg(G)	13,162.07	25.23	Niket Shah
Parag Parikh Flexi Cap Fund-Reg(G)	87,539.41	20.62	Rajeev Thakkar
Invesco India Flexi Cap Fund-Reg(G)	2,575.92	19.07	Amit Ganatra
FOCUSED			
Invesco India Focused Fund-Reg(G)	3,604.20	27.41	Taher Badshah
ICICI Pru Focused Equity Fund(G)	9,984.07	18.68	Vaibhav Dusad
HDFC Focused 30 Fund(G)	15,641.91	18.16	Roshi Jain
VALUE-CONTRA-DIVIDEND YIELD			
UTI Dividend Yield Fund-Reg(G)	4,082.10	19.47	Amit Premchandani
Invesco India Contra Fund(G)	18,153.48	19.09	Taher Badshah
UTI Value Fund-Reg(G)	9,914.13	19.08	Amit Premchandani
EQUITY LINKED SAVINGS SCHEMES (ELSS)			
Motilal Oswal ELSS Tax Saver Fund-Reg(G)	4,414.88	21.80	Ajay Khandelwal
LIC MF ELSS Tax Saver-Reg(G)	1,149.78	19.05	Yogesh Patil
HSBC ELSS Tax saver Fund-Reg(G)	4,312.57	18.96	Abhishek Gupta
BENCHMARK RETURNS		1-Year (%)	
NIFTY 50 - TRI		9.58	
NIFTY 500 - TRI		10.06	
Nifty Midcap 150 - TRI		11.60	
Nifty Smallcap 250 - TRI		5.89	

Source: ACE MF, PL Research | Data as on January 31, 2025, | Only funds with AUM above ₹500 cr considered

Category-wise Performance of Equity Mutual Funds

Mutual Fund Category	Total Schemes	AUM (₹ Cr)	1 Month Return* (%)	6 Months Return* (%)	1 Year Return* (%)
Large Cap Funds	32	3,59,065	-2.01	-5.89	11.28
Mid Cap Funds	29	4,00,159	-7.97	-7.68	16.71
Large & Mid Cap Funds	31	2,71,011	-5.21	-7.40	13.46
Small Cap Funds	29	3,29,232	-8.88	-9.64	9.38
Multi Cap Funds	29	1,80,753	-5.78	-7.50	12.40
Flexi Cap Fund	39	4,38,052	-3.37	-4.11	15.19
Focused Funds	28	1,46,469	-3.20	-5.10	13.86
Value-Contra-Div. Yield Funds	33	2,19,831	-3.30	-7.24	13.02
Equity Linked Savings Schemes	41	2,40,827	-4.07	-7.45	12.81
Benchmark					
NIFTY 500 - TRI			-3.47	-7.92	10.06
Total MF Category	291	25,85,398	-5.00	-6.83	13.28

*Weighted Average Absolute Return | Source: ACE MF, PL Research | Data as on January 31st, 2025. | AUM dated as on January 31st, 2025.

Category-wise - No. of Schemes Outperforming The Benchmark

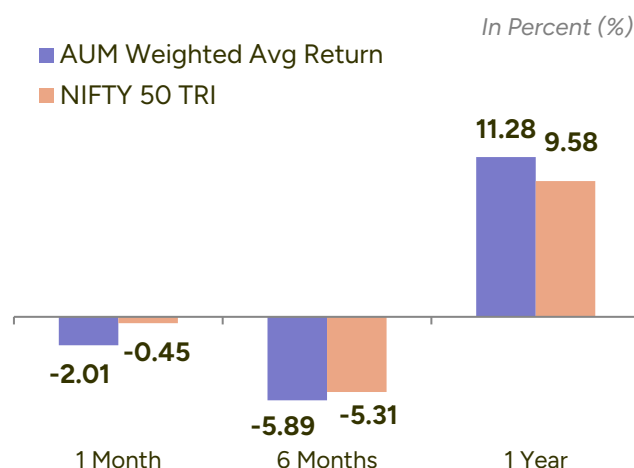
Mutual Fund Category	No. Of Schemes Outperforming			Category Benchmark	Percentage No. of Schemes Outperforming the BM in:		
	1M	6M	12M		1M	6M	1Y
Large Cap Funds	0	7	21	NIFTY 50 TRI	0.00%	22.58%	70.00%
Mid Cap Funds	5	14	24	Nifty Midcap 150 - TRI	17.24%	48.28%	82.76%
Large & Mid Cap Funds	4	19	18	NIFTY LargeMidcap 250 - TRI	12.90%	65.52%	66.67%
Small Cap Funds	25	22	21	Nifty Smallcap 250 - TRI	86.21%	78.57%	77.78%
Multi Cap Funds	3	16	19	Nifty500 Multicap 50:25:25 - TRI	10.34%	61.54%	79.17%
Flexi Cap Fund	9	24	28	NIFTY 500 - TRI	23.08%	61.54%	73.68%
Focused Funds	8	17	19	NIFTY 500 - TRI	28.57%	60.71%	67.86%
Value-Contra-Div. Yield Funds	9	13	19	NIFTY 500 - TRI	27.27%	40.63%	59.38%
Equity Linked Savings Schemes	13	26	25	NIFTY 500 - TRI	31.71%	63.41%	60.98%
Total MF Category	76	158	194		26.12%	55.83%	70.29%

Source: ACE MF, PL Research | Data as on January 31st, 2025

Large Cap Funds invest predominantly in large cap stocks. The schemes need to invest minimum 80% of the portfolio in large cap stocks, as defined by SEBI.

Total AUM	359,065
Total Number Of Schemes	32

Category Performance vs. Benchmark



Scheme Performance vs. Benchmark

Number of Schemes	1 Month	6 Months	1 Year
Outperformed	0	7	21
Underperformed	32	24	9
Total Number of Schemes	32	31	30

All Schemes within this category have been considered.

Top 5 & Bottom 5 Performers over the past 1 Month

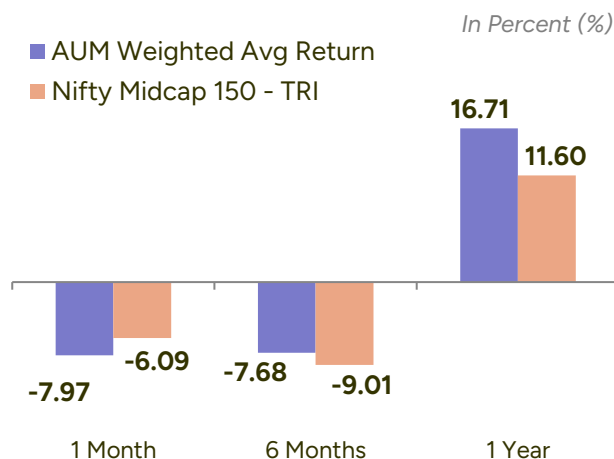
Top 5 Funds	AUM (₹ Cr)	1 Month (%)	6 Months (%)	1 Year (%)	Fund Manager
UTI Large Cap Fund-Reg(G)	12,616.62	-0.73	-5.50	11.04	Karthikraj Lakshmanan
ICICI Pru Bluechip Fund(G)	63,264.30	-1.22	-5.58	12.02	Anish Tawakley
Mahindra Manulife Large Cap Fund-Reg(G)	5,88.74	-1.33	-8.50	10.53	Fatema Pacha
SBI BlueChip Fund-Reg(G)	49,682.86	-1.43	-5.21	11.85	Saurabh Pant
HDFC Large Cap Fund(G)	35,974.91	-1.47	-7.01	8.27	Rahul Bajjal
Bottom 5 Funds	AUM (₹ Cr)	1 Month (%)	6 Months (%)	1 Year (%)	Fund Manager
Invesco India Largecap Fund(G)	1,323.92	-4.91	-6.78	13.24	Amit Nigam
Bandhan Large Cap Fund-Reg(G)	1,768.88	-4.69	-6.45	10.80	Manish Gunwani
HSBC Large Cap Fund(G)	1,905.84	-4.19	-6.07	11.09	Neelotpal Sahai
Baroda BNP Paribas Large Cap Fund-Reg(G)	2,421.44	-3.91	-8.77	12.34	Jitendra Sriram
WOC Large Cap Fund-Reg(G)	686.42	-3.78	-3.97	15.62	Ramesh Mantri
Benchmark					
NIFTY 50 TRI	-0.45	-5.31	9.58		

Source: ACE MF, PL Research | Data as on January 31st, 2025 | Only Schemes with AUM above 500 cr considered

Mid Cap Funds invest predominantly in mid cap stocks. The funds invest a minimum of 65% of the assets in midcap stocks as defined by SEBI.

Total AUM	400,159
Total Number of Schemes	29

Category Performance vs. Benchmark



Scheme Performance vs. Benchmark

Number of Schemes	1 Month	6 Months	1 Year
Outperformed	5	14	24
Underperformed	24	15	5
Total Number of Schemes	29	29	29

All Schemes within this category have been considered.

Top 5 & Bottom 5 Performers over the past 1 Month

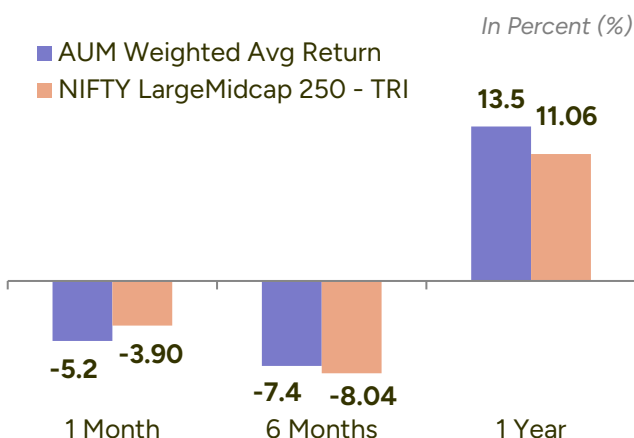
Top 5 Funds	AUM (₹ Cr)	1 Month (%)	6 Months (%)	1 Year (%)	Fund Manager
Quant Mid Cap Fund(G)	8,891.20	-3.24	-14.64	6.12	Ankit Pande
SBI Magnum Midcap Fund-Reg(G)	21,818.37	-3.89	-5.85	14.73	Bhavin Vithlani
Tata Mid Cap Growth Fund-Reg(G)	4,529.48	-5.61	-11.33	11.43	Satish Chandra Mishra
ICICI Pru Midcap Fund(G)	6,339.067	-5.75	-9.67	13.34	Lalit Kumar
HDFC Mid-Cap Opportunities Fund(G)	77,967.21	-6.64	-6.75	14.83	Chirag Setalvad
Bottom 5 Funds	AUM (₹ Cr)	1 Month (%)	6 Months (%)	1 Year (%)	Fund Manager
Motilal Oswal Midcap Fund-Reg(G)	26,421.09	-14.58	-4.19	29.77	Niket Shah
HSBC Midcap Fund-Reg(G)	12,416.26	-13.69	-9.35	16.58	Cheenu Gupta
Invesco India Midcap Fund(G)	6,149.96	-10.28	-3.67	22.78	Aditya Khemani
Bandhan Midcap Fund-Reg(G)	1,615.50	-10.24	-8.63	17.93	Ritu Modi
Union Midcap Fund-Reg(G)	1,428.97	-10.16	-9.80	12.04	Gaurav Chopra
Benchmark					
Nifty Midcap 150 – TRI		-6.09	-9.01	11.60	

Source: ACE MF, PL Research | Data as on January 31st, 2025 | Only Schemes with AUM above 500 cr considered

Large & Mid Cap Funds invest in a mix of large cap and midcap stocks, with minimum of 35% of the assets in large cap stocks and a minimum of 35% exposure to mid cap stocks.

Total AUM	271,011
Total Number Of Schemes	31

Category Performance vs. Benchmark



Scheme Performance vs. Benchmark

Number of Schemes	1 Month	6 Months	1 Year
Outperformed	4	19	18
Underperformed	27	10	9
Total Number of Schemes	31	29	27

All Schemes within this category have been considered.

Top 5 & Bottom 5 Performers over the past 1 Month

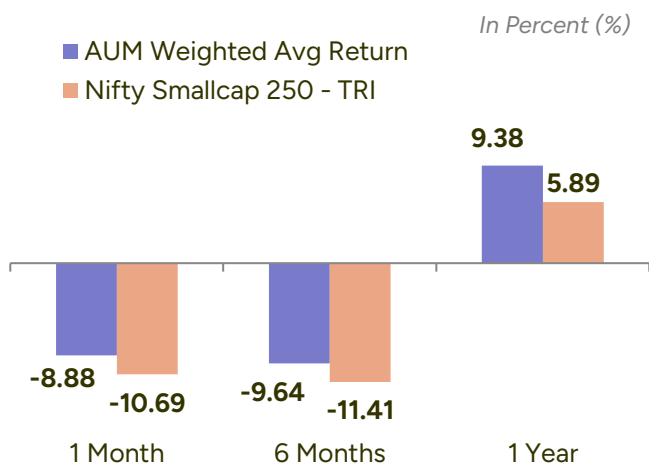
Top 5 Funds	AUM (₹ Cr)	1 Month (%)	6 Months (%)	1 Year (%)	Fund Manager
ICICI Pru Large & Mid Cap Fund(G)	17,679.54	0.74	-4.85	17.12	Ihab Dalwai
Quant Large & Mid Cap Fund(G)	3,658.40	-2.97	-13.67	7.51	Ankit Pande
SBI Large & Midcap Fund-Reg(G)	29,267.74	-3.27	-5.88	11.78	Saurabh Pant
Franklin India Equity Advantage Fund(G)	3,491.35	-3.32	-5.58	13.90	Venkatesh Sanjeevi
Bajaj Finserv Large and Mid Cap Fund-Reg(G)	1,704.75	-4.17	-5.73		Nimesh Chandan
Bottom 5 Funds	AUM (₹ Cr)	1 Month (%)	6 Months (%)	1 Year (%)	Fund Manager
Motilal Oswal Large & Midcap Fund-Reg(G)	9,001.07	-13.05	-1.96	23.39	Ajay Khandelwal
HSBC Large & Mid Cap Fund-Reg(G)	4,309.67	-12.44	-9.29	17.02	Cheenu Gupta
Invesco India Large & Mid Cap Fund(G)	6,711.76	-8.50	-3.71	21.43	Aditya Khemani
Union Large & Midcap Fund-Reg(G)	868.05	-7.86	-7.61	9.84	Vinod Malviya
Baroda BNP Paribas Large & Mid Cap Fund-Reg(G)	1,539.83	-7.53	-6.72	11.95	Sanjay Chawla
Benchmark					
Nifty LargeMidcap 250 Index - TRI		-3.90	-8.04	11.06	

Source: ACE MF, PL Research | Data as on January 31st, 2025 | Only Schemes with AUM above 500 cr considered

Small Cap Funds invest predominantly in small cap stocks. The funds invest a minimum of 65% of the assets in small cap stocks as defined by SEBI.

Total AUM	329,232
Total Number of Schemes	29

Category Performance vs. Benchmark



Scheme Performance vs. Benchmark

Number of Schemes	1 Month	6 Months	1 Year
Outperformed	25	22	21
Underperformed	4	6	6
Total Number of Schemes	29	28	27

All Schemes within this category have been considered.

Top 5 & Bottom 5 Performers over the past 1 Month

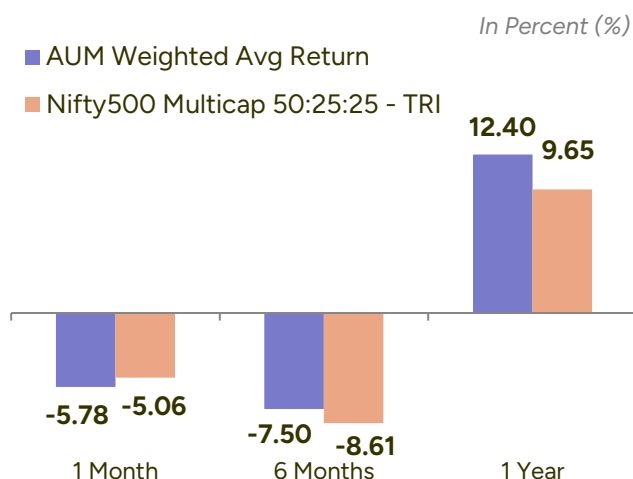
Top 5 Funds	AUM (₹ Cr)	1 Month (%)	6 Months (%)	1 Year (%)	Fund Manager
ICICI Pru Smallcap Fund(G)	8,257.9808	-4.9281	-10.4326	5.9987	Anish Tawakley
Sundaram Small Cap Fund(G)	3,401.4446	-6.9123	-6.0299	8.0492	Rohit Seksaria
Quant Small Cap Fund(G)	26,670.2137	-7.2903	-13.1482	2.1886	Ankit Pande
Axis Small Cap Fund-Reg(G)	24,758.17	-7.46	-5.35	11.07	Tejas Sheth
SBI Small Cap Fund-Reg(G)	33,496.05	-8.05	-11.22	10.24	R. Srinivasan
Bottom 5 Funds	AUM (₹ Cr)	1 Month (%)	6 Months (%)	1 Year (%)	Fund Manager
Union Small Cap Fund-Reg(G)	1,684.7233	-12.1508	-8.4673	5.1192	Pratik Dharmshi
HSBC Small Cap Fund-Reg(G)	17,385.8368	-11.8064	-10.7056	7.5609	Venugopal Manghat
Tata Small Cap Fund-Reg(G)	9,699.24	-11.30	-9.31	13.10	Chandraprakash Padiyar
JM Small Cap Fund-Reg(G)	635.99	-10.67	-8.89		Asit Bhandarkar
Baroda BNP Paribas Small Cap Fund-Reg(G)	1,437.8696	-10.6723	-12.5097	5.0539	Shiv Chanani
Benchmark					
Nifty Smallcap 250- TRI		-10.69	-11.41	5.89	

Source: ACE MF, PL Research | Data as on January 31st, 2025 | Only Schemes with AUM above 500 cr considered

Multi Cap Funds invest 25% in large cap, 25% in mid cap and 25% in small cap stocks as per SEBI guidelines. They are required to have a 75% equity exposure at all times. The rest of the 25% is at the Fund Manager's discretion.

Total AUM	180,753
Total Number Of Schemes	29

Category Performance vs. Benchmark



Scheme Performance vs. Benchmark

Number of Schemes	1 Month	6 Months	1 Year
Outperformed	3	16	19
Underperformed	26	10	5
Total Number of Schemes	29	26	24

All Schemes within this category have been considered.

Top 5 & Bottom 5 Performers over the past 1 Month

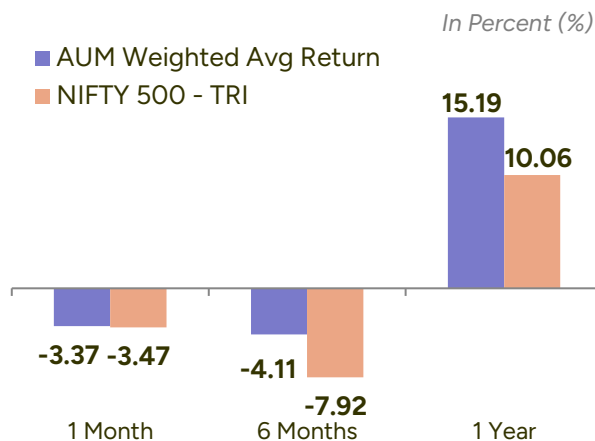
Top 5 Funds	AUM (₹ Cr)	1 Month (%)	6 Months (%)	1 Year (%)	Fund Manager
ICICI Pru Multicap Fund(G)	14,019.22	-2.25	-6.56	14.27	Sankaran Naren
SBI Multicap Fund-Reg(G)	19,158.09	-3.47	-2.29	18.71	R. Srinivasan
Quant Active Fund(G)	10,285.06	-4.39	-16.27	-0.06	Ankit Pande
Bandhan Multi Cap Fund-Reg(G)	2,458.02	-5.11	-9.04	10.09	Daylynn Pinto
Sundaram Multi Cap Fund(G)	2,772.13	-5.18	-6.90	10.26	Sudhir Kedia
Bottom 5 Funds	AUM (₹ Cr)	1 Month (%)	6 Months (%)	1 Year (%)	Fund Manager
Motilal Oswal Multi Cap Fund-Reg(G)	3,265.18	-10.94	8.71		Ajay Khandelwal
Baroda BNP Paribas Multi Cap Fund-Reg(G)	2,849.74	-7.97	-4.66	17.43	Sanjay Chawla
HSBC Multi Cap Fund-Reg(G)	4,495.14	-7.95	-8.37	12.44	Venugopal Manghat
Invesco India Multicap Fund(G)	3,983.10	-7.66	-2.83	16.70	Dhimant Kothari
Mahindra Manulife Multi Cap Fund-Reg(G)	5,010.74	-7.60	-9.72	6.79	Manish Lodha
Benchmark					
Nifty500 Multicap 50:25:25 - TRI		-5.06	-8.61	9.65	

Source: ACE MF, PL Research | Data as on January 31st, 2025 | Only Schemes with AUM above 500 cr considered

Flexi Cap Funds invest across large cap, mid cap, small cap stocks as per SEBI guidelines. They maintain an exposure of minimum 65% in equity.

Total AUM	438,052
Total Number of Schemes	39

Category Performance vs. Benchmark



Scheme Performance vs. Benchmark

Number of Schemes	1 Month	6 Months	1 Year
Outperformed	9	24	28
Underperformed	30	15	10
Total Number of Schemes	39	39	38

All Schemes within this category have been considered.

Top 5 & Bottom 5 Performers over the past 1 Month

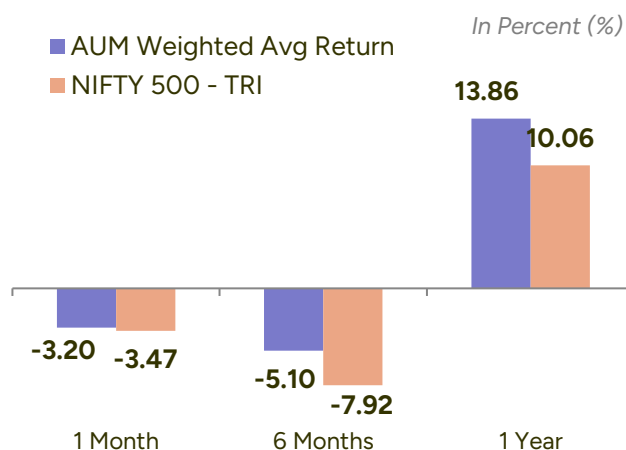
Top 5 Funds	AUM (₹ Cr)	1 Month (%)	6 Months (%)	1 Year (%)	Fund Manager
Parag Parikh Flexi Cap Fund-Reg(G)	87,539.41	-0.33	2.62	20.62	Rajeev Thakkar
Tata Flexi Cap Fund-Reg(G)	2,902.18	-0.91	-5.43	11.23	Amey Sathe
HDFC Flexi Cap Fund(G)	66,344.40	-2.44	-2.61	17.82	Roshi Jain
Bandhan Flexi Cap Fund-Reg(G)	7,180.62	-2.45	-6.69	11.28	Manish Gunwani
SBI Flexicap Fund-Reg(G)	22,092.17	-2.52	-5.67	9.02	Dinesh Balachandran
Bottom 5 Funds	AUM (₹ Cr)	1 Month (%)	6 Months (%)	1 Year (%)	Fund Manager
Samco Flexi Cap Fund-Reg(G)	601.47	-16.48	-19.51	-13.13	Nirali Bhansali
Motilal Oswal Flexi Cap Fund-Reg(G)	13,162.07	-11.39	-2.13	25.23	Niket Shah
Invesco India Flexi Cap Fund-Reg(G)	2,575.92	-9.42	-3.88	19.07	Amit Ganatra
ITI Flexi Cap Fund-Reg(G)	1,293.49	-8.48	-9.66	10.37	Dhimant Shah
TRUSTMF Flexi Cap Fund-Reg(G)	897.20	-8.46	-1.96		Mihir Vora
Benchmark					
Nifty 500 TRI		-3.47	-7.92	10.06	

Source: ACE MF, PL Research | Data as on January 31st, 2025 | Only Schemes with AUM above 500 cr considered

Focused Funds invest in a limited the number of stocks (maximum 30) and need to invest a minimum 65% of its assets in equity, across market-caps.

Total AUM	146,469
Total Number of Schemes	28

Category Performance vs. Benchmark



Scheme Performance vs. Benchmark

Number of Schemes	1 Month	6 Months	1 Year
Outperformed	8	17	19
Underperformed	20	11	9
Total Number of Schemes	28	28	28

All Schemes within this category have been considered.

Top 5 & Bottom 5 Performers over the past 1 Month

Top 5 Funds	AUM (₹ Cr)	1 Month (%)	6 Months (%)	1 Year (%)	Fund Manager
SBI Focused Equity Fund-Reg(G)	34,679.54	-0.01	-1.34	17.05	R. Srinivasan
UTI Focused Fund-Reg(G)	2,601.05	-0.93	-7.44	13.14	Vishal Chopda
Quant Focused Fund(G)	1,075.42	-1.24	-11.75	4.41	Ankit Pande
Mahindra Manulife Focused Fund-Reg(G)	1,869.53	-1.34	-8.84	13.11	Krishna Sanghavi
HDFC Focused 30 Fund(G)	1,5641.91	-2.51	-2.26	18.16	Roshi Jain
Bottom 5 Funds	AUM (₹ Cr)	1 Month (%)	6 Months (%)	1 Year (%)	Fund Manager
Motilal Oswal Focused Fund-Reg(G)	1,750.41	-9.57	-16.37	-1.09	Ajay Khandelwal
Invesco India Focused Fund-Reg(G)	3,604.20	-8.52	-2.45	27.41	Taher Badshah
HSBC Focused Fund-Reg(G)	1,774.91	-8.21	-5.31	10.42	Neelotpal Sahai
Bandhan Focused Equity Fund-Reg(G)	1,836.94	-7.89	2.11	17.85	Manish Gunwani
Tata Focused Equity Fund-Reg(G)	1,867.56	-7.17	-7.93	8.36	Meeta Shetty

Benchmark

NIFTY 500 - TRI	-3.47	-7.92	10.06
-----------------	-------	-------	-------

Source: ACE MF, PL Research | Data as on January 31st, 2025 | Only Schemes with AUM above 500 cr considered

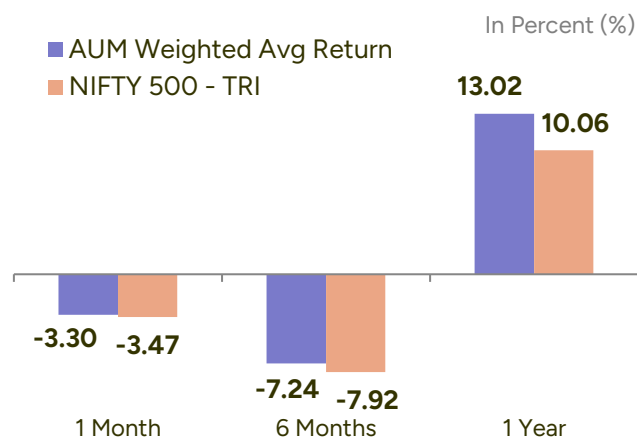
Equity – Value Funds*

*Including Contra Funds and Dividend Yield Funds

Such funds will follow a value / contrarian / dividend yield investment strategy and maintain minimum 65% investment to equity.

Total AUM	2,19,831
Total Number of Schemes	33

Category Performance vs. Benchmark



Scheme Performance vs. Benchmark

Number of Schemes	1 Month	6 Months	1 Year
Outperformed	9	13	19
Underperformed	24	19	13
Total Number of Schemes	33	32	32

All Schemes within this category have been considered.

Top 5 & Bottom 5 Performers over the past 1 Month

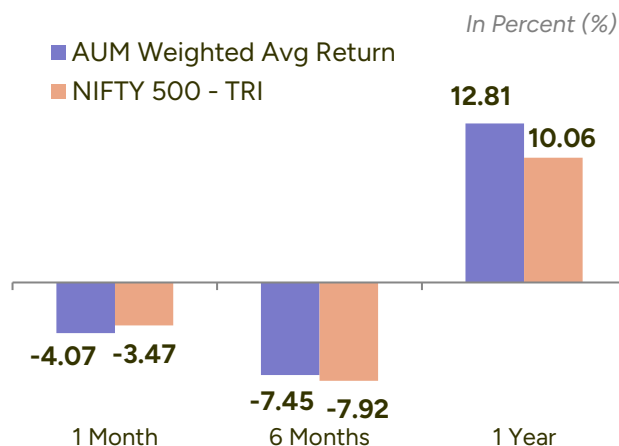
Top 5 Funds	AUM (₹ Cr)	1 Month (%)	6 Months (%)	1 Year (%)	Fund Manager
ICICI Pru Value Discovery Fund(G)	48,307.6758	-0.4791	-4.5433	14.5972	Sankaran Naren
ICICI Pru Dividend Yield Equity Fund(G)	4,765.8599	-0.5506	-6.8742	14.9965	Mittal Kalawadia
SBI Dividend Yield Fund-Reg(G)	9,264.08	-0.87	-8.43	11.87	Rohit Shimpi
Templeton India Equity Income Fund(G)	2,367.3624	-1.6005	-8.4000	12.1368	Rajasa Kakulavarapu
Quantum Long Term Equity Value Fund-Reg(G)	1,168.7836	-1.6713	-3.3262	16.3036	George Thomas
Bottom 5 Funds	AUM (₹ Cr)	1 Month (%)	6 Months (%)	1 Year (%)	Fund Manager
JM Value Fund(G)	1,084.9859	-7.1291	-14.1924	7.6430	Satish Ramanathan
Tata Equity P/E Fund(G)	8,591.8199	-6.6794	-11.1026	10.6849	Sonam Udasi
Invesco India Contra Fund(G)	18,153.48	-6.30	-5.92	19.09	Taher Badshah
Quant Value Fund-Reg(G)	1,900.8925	-6.0822	-16.2414	5.6752	Sandeep Tandon
Aditya Birla SL Pure Value Fund(G)	6,291.0092	-5.8777	-9.6233	6.7733	Kunal Sangoi
Benchmark					
NIFTY 500 - TRI		-3.47	-7.92	10.06	

Source: ACE MF, PL Research | Data as on January 31st, 2025 | Only Schemes with AUM above 500 cr considered

ELSS invest minimum of 80% of total assets in equity, across market-cap. The funds carry a statutory lock in of 3 years and offer tax benefit under section 80C

Total AUM	240,827
Total Number of Schemes	41

Category Performance vs. Benchmark



Scheme Performance vs. Benchmark

Number of Schemes	1 Month	6 Months	1 Year
Outperformed	13	26	25
Underperformed	28	15	16
Total Number of Schemes	41	41	41

All Schemes within this category have been considered.

Top 5 & Bottom 5 Performers over the past 1 Month

Top 5 Funds	AUM (₹ Cr)	1 Month (%)	6 Months (%)	1 Year (%)	Fund Manager
Parag Parikh ELSS Tax Saver Fund-Reg(G)	4,506.61	-1.63	-0.90	15.84	Rajeev Thakkar
ICICI Pru ELSS Tax Saver Fund(G)	13,846.63	-2.10	-5.53	12.05	Mittal Kalawadia
HDFC ELSS Tax saver(G)	15,728.87	-2.26	-4.47	15.64	Roshi Jain
SBI Long Term Equity Fund-Reg(G)	27,791.08	-3.02	-7.14	17.30	Dinesh Balachandran
Mahindra Manulife ELSS Tax Saver Fund-Reg(G)	919.38	-3.09	-9.21	6.65	Fatema Pacha
Bottom 5 Funds	AUM (₹ Cr)	1 Month (%)	6 Months (%)	1 Year (%)	Fund Manager
Motilal Oswal ELSS Tax Saver Fund-Reg(G)	4,414.88	-14.47	-5.08	21.80	Ajay Khandelwal
Bank of India ELSS Tax Saver-Reg(G)	1,441.45	-8.54	-13.84	7.59	Alok Singh
HSBC ELSS Tax saver Fund-Reg(G)	4,312.57	-7.59	-6.12	18.96	Abhishek Gupta
Invesco India ELSS Tax Saver Fund(G)	2,960.38	-6.67	-5.03	13.94	Amit Nigam
Union ELSS Tax Saver Fund(G)	923.05	-6.06	-7.47	8.00	Vinod Malviya
Benchmark					
NIFTY 500 - TRI		-3.47	-7.92	10.06	

Source: ACE MF, PL Research | Data as on January 31st, 2025 | Only Schemes with AUM above 500 cr considered

Monthly Investment on 1st of every month, between Feb 1, 2024, to Jan 1, 2025. Valuation date: Jan 31st, 2025. Total Investment: ₹ 12,000

Top 10 Scheme Name *	Present value of SIP	XIRR (%)
Motilal Oswal Midcap Fund-Reg(G)	14,648.72	51.99
Motilal Oswal Small Cap Fund-Reg(G)	14,525.18	49.40
Motilal Oswal Large & Midcap Fund-Reg(G)	14,244.51	43.58
Motilal Oswal ELSS Tax Saver Fund-Reg(G)	14,131.18	41.25
Motilal Oswal Flexi Cap Fund-Reg(G)	14,072.64	40.05
Invesco India Midcap Fund(G)	13,875.37	36.04
Invesco India Smallcap Fund-Reg(G)	13,789.20	34.30
LIC MF Small Cap Fund(G)	13,696.17	32.43
Bandhan Small Cap Fund-Reg(G)	13,678.27	32.07
HSBC Midcap Fund-Reg(G)(Adjusted)	13,664.57	31.80

Top 10 as of 1 year return

Source: ACE MF, PL Research | Data as on January 31st, 2025

Bottom 10 Scheme Name*	Present value of SIP	XIRR (%)
Quant ELSS Tax Saver Fund(G)	11,226.66	-13.68
Quant Flexi Cap Fund(G)	11,435.29	-10.06
Quant Active Fund(G)	11,538.34	-8.26
Quant Focused Fund(G)	11,581.22	-7.50
Quant Mid Cap Fund(G)	11,664.89	-6.02
Quant Large & Mid Cap Fund(G)	11,721.17	-5.02
Quant Large Cap Fund-Reg(G)	11,781.01	-3.95
NJ Flexi Cap Fund-Reg(G)	11,801.27	-3.59
Quant Value Fund-Reg(G)	11,810.43	-3.42
Baroda BNP Paribas Value Fund-Reg(G)	11,886.45	-2.05

*Bottom 10 as of 1 year return

Source: ACE MF, PL Research | Data as on January 31st, 2025

CONTACT US



Pankaj Shrestha
Head - Investment Services

 **+91 98207 10007**

 **wealth@plindia.com**

PL Wealth Private Limited

Corporate Office: 6th Floor, Tower 2B South Annex, One World Centre, 841, Senapati Bapat Marg, Lower Parel, Mumbai - 400013

Registered Office: 3rd Floor, Sadhana House, 570, P. B. Marg, Worli, Mumbai-400 018

M: +91 88288 39802

T: (91 22) 6632 2222

www.plindia.com

DISCLAIMER

This document has been prepared by Prabhudas Lilladher (PL) and is meant for sole use by the recipient and not for circulation. The returns mentioned in this document are compiled based on simulation carried out on historical data. The information and opinions contained herein have been compiled or arrived at, based upon information obtained in good faith from sources believed to be reliable. Such information has not been independently verified and no guaranty, representation of warranty, express or implied, is made as to its accuracy, completeness or correctness. All such information and opinions are subject to change without notice. This document is for information purposes only. The document should not be construed as an offer or solicitation of an offer, to buy or sell any securities or other financial instruments.

Neither PL nor any of its affiliates, its directors or its employees accepts any responsibility of whatsoever nature for the information, statements and opinion given, made available or expressed herein or for any omission therein. Recipients of this document should be aware that past performance is not necessarily a guide to future performance and value of investments can go down as well. The suitability or otherwise of any investments will depend upon the recipient's particular circumstances and, in case of doubt, advice should be sought from an independent expert/advisor